
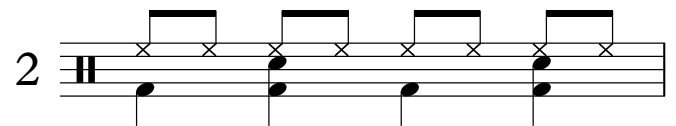


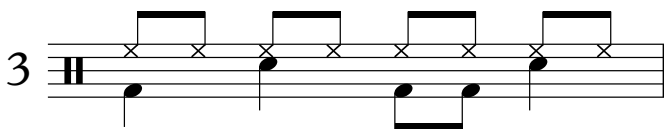
Basic Beats 1.1

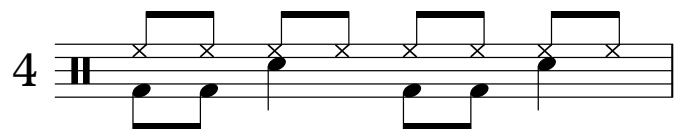
Basic beats: Every drum book has them. Every drummer should know them well and be able to make them sound and feel great. As soon as they're learnt, every drummer wants to leave them alone and conquer the world with the most complicated polyrhythm they can lay their hands on. Turn on the radio. You'll hear the beats in THIS series of lessons. If being a working drummer or someone that other musicians want to be playing with is important to you, keep it simple and have these grooves well learnt and feeling great.


Knowing 'how to read' is not an issue with the beats below. Look at the hi-hat line. Keep it steady. It is the simple part. That's where you focus. It would seem normal to focus on the more complicated bass/snare line but that's the wrong track for the student starting out here. Keep the hats steady. That's your guide. Hinge everything else off that. In other words, if a note appears underneath your hi-hat note: HIT IT!

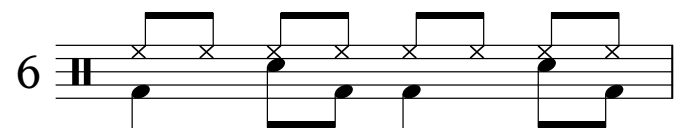
1 


2 

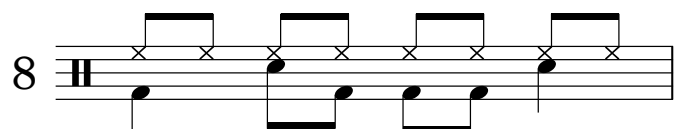
3 


4 

5 

6 

7 

8 

9 

10 